

How to use MaNaBo

[MaNaBo]

• CHUKYO-MaNaBo is the Educational Support System of Chukyo University. Through this system, you can submit your paper, watch syllabus and teaching materials etc..

Click the link in CHUKYO ALBO!

• CHUKYO MaNaBo is available through PC and Smartphone.

[Function]

• Check notifications from School and Teachers

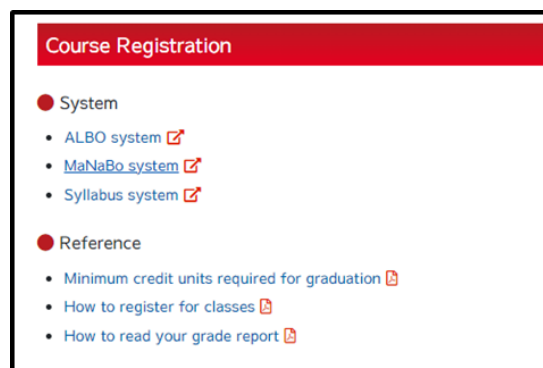
• Emails

• Submit Papers and Tests

*Information from your teachers are especially important. We recommend you to check them every day through Email.

[Log in]

1.Click “To Chukyo University Students” and Choose “MaNaBo system” from “Course Registration”.



2.Enter your user ID and password. Then, click the Red bottom.

The screenshot shows the login page for Chukyo University. It features the university's logo and name at the top. Below the logo, there are two input fields: "ユーザID(userID)" and "パスワード(password)". To the right of the password field, there are two links: "パスワード変更はこちら" and "ヘルプはこちら". At the bottom, there is a red "Login" button. Below the button, there is a red note: "※ログインボタンを押す場合は、必ず1回のみとして下さい。"

If you need more information about MaNaBo, please move to the next page.

How to use CHUKYO MaNaBo

Index

1.Home page

2.Top Page

3.My page

4.Email

5.Help Page

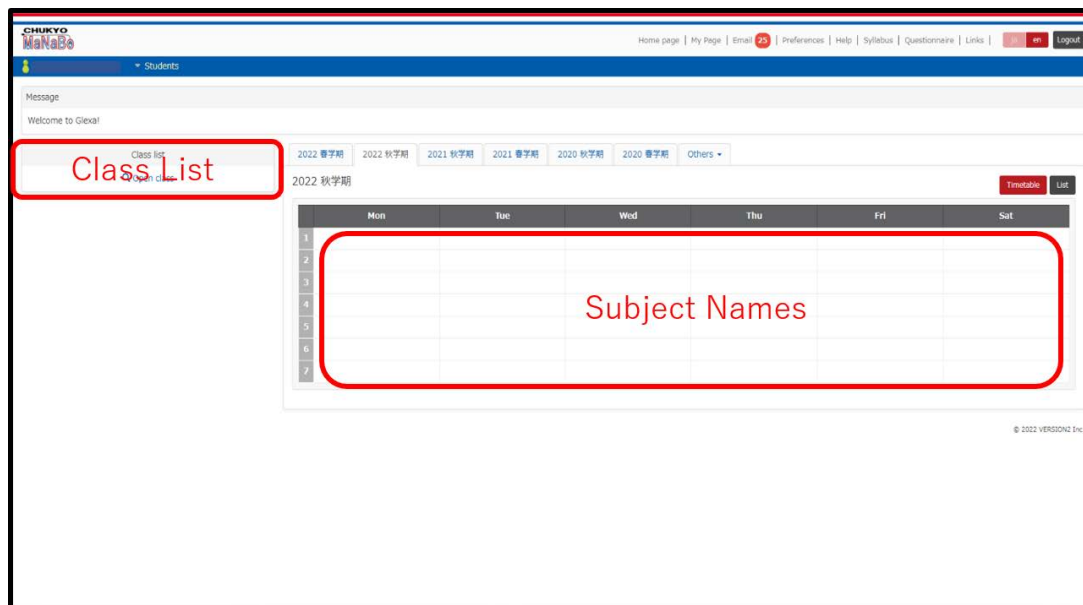
6.Syllabus

7.Attendance Confirmation

8.How to take Quiz & Exam

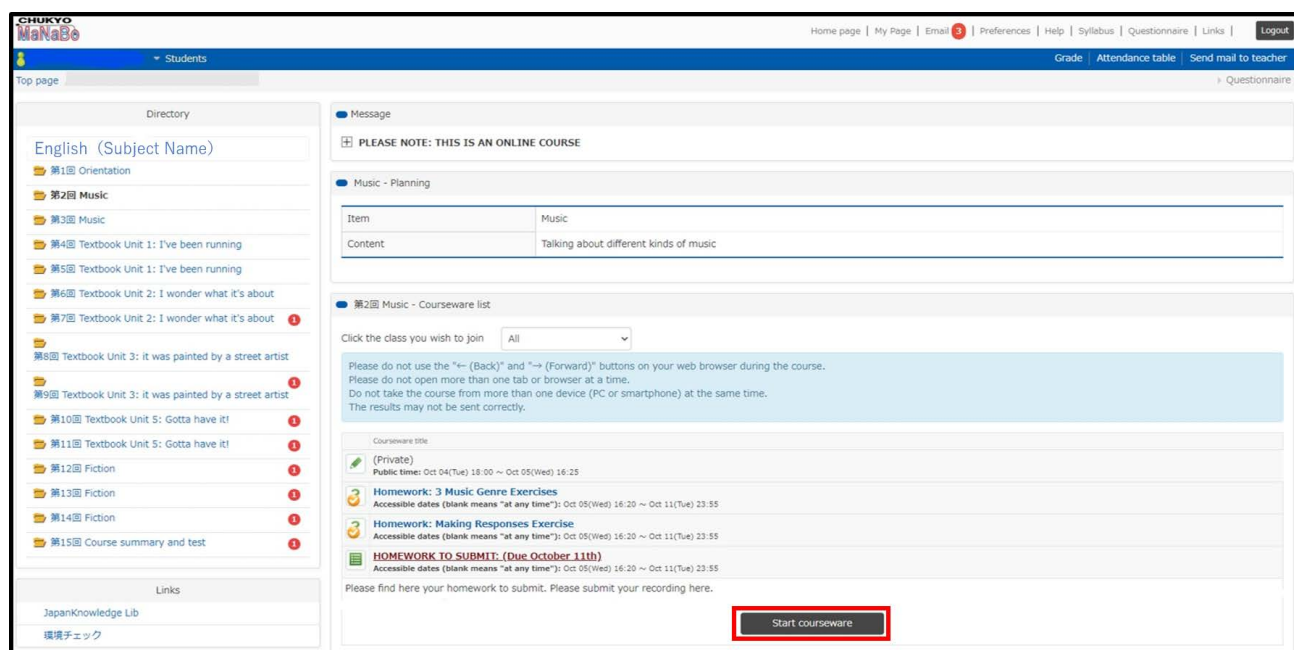
1. Home page

This is “Home Page”. You can check the classes you have taken from this page and you can move to the other page from the tabs on the top of the screen. You can move to “Top Page” of each subject by clicking the subject names on time table of the “Home page”. You can also check them from “Class list” on the left side of the page.



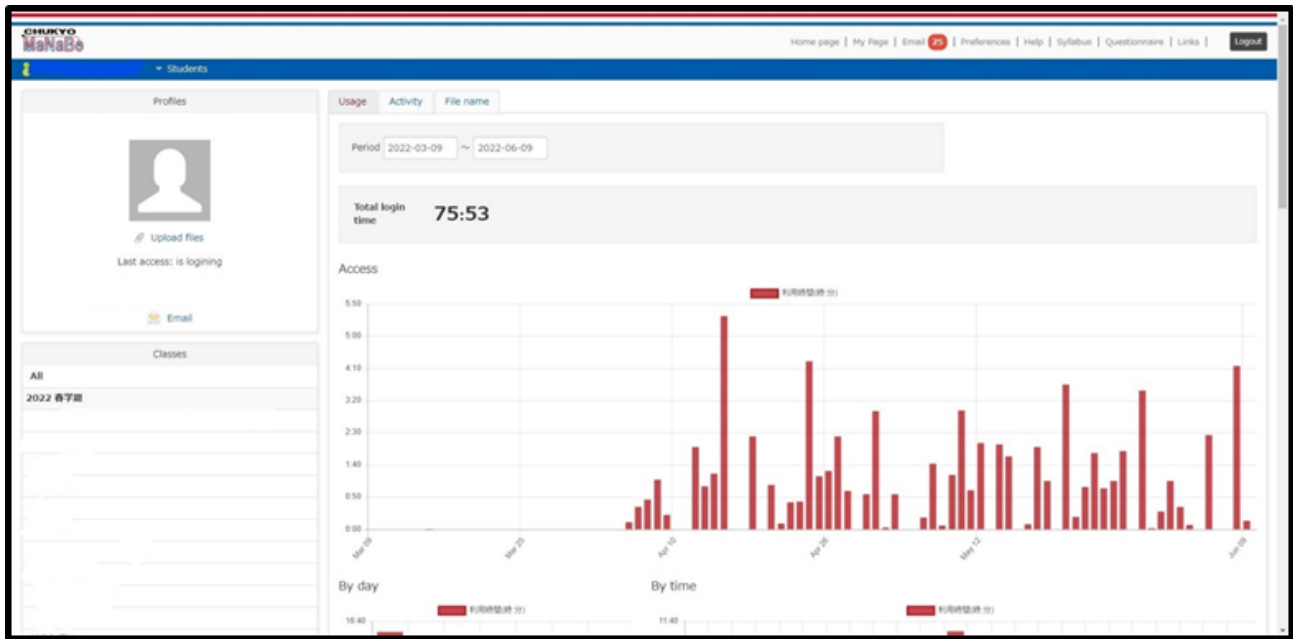
2. Top Page

This is “Top Page”. You can check your homeworks and notifications of each class. They will be indicated on the left side “Directory”. You can open this screen by clicking the subject names on timetable of the “Home Page”(1). Like this, homeworks of the classes are indicated. You can check the procedure of taking the exams at (8). If you need additional information for attending the lectures, please check “Guide for student” on “Help page”(5).



3. My page

This is “My Page”. You can check your activity records on this page.



4. Email

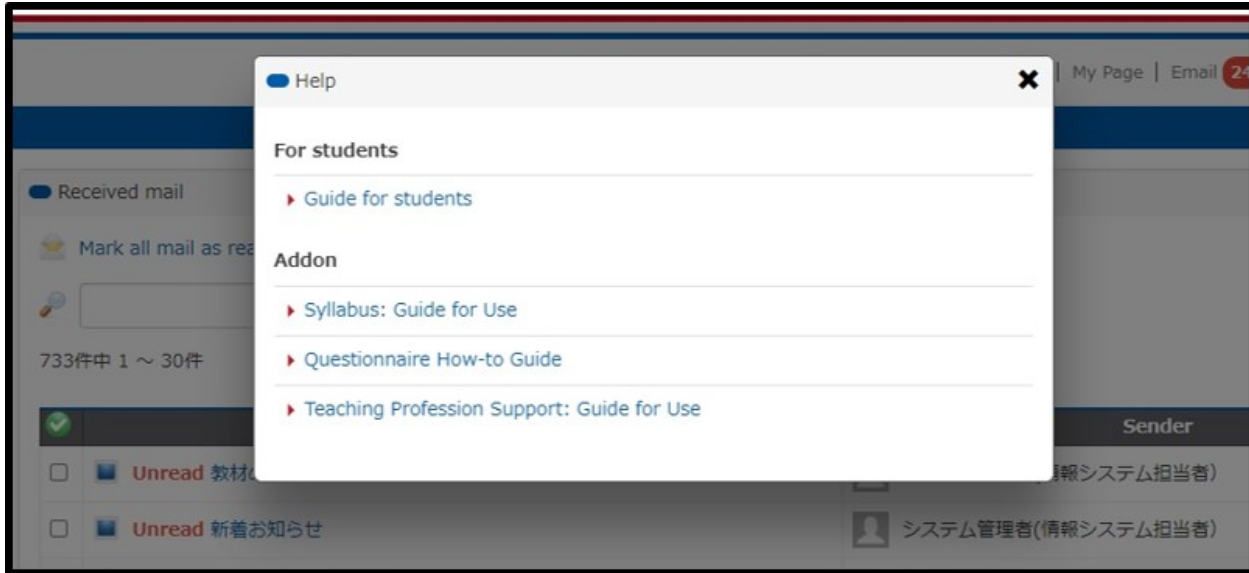
On the “Email” page, you can check the messages from your teachers and Chukyo University.

The screenshot displays the 'Email' interface. On the left, there is a 'Menu' section with 'New mail', 'Incoming mail', and 'Sent mail'. The main area is titled 'Received mail' and shows a list of messages. The list has columns for 'Subject', 'Sender', and 'Send date'. The messages are all marked as 'Unread' and include subjects like '教務の受講期限が送付されています。' and '新着お知らせ'.

Subject	Sender	Send date
Unread 教務の受講期限が送付されています。	システム管理者(情報システム担当)	Jun 08, 2022(Wed) 08:01
Unread 新着お知らせ	システム管理者(情報システム担当)	Jun 08, 2022(Wed) 08:00
Unread 第6回授業 (6/8) のお知らせ		Jun 07, 2022(Tue) 19:10
Unread 教務の受講期限が送付されています。	システム管理者(情報システム担当)	Jun 07, 2022(Tue) 08:01
Unread 教務の受講期限が送付されています。	システム管理者(情報システム担当)	Jun 06, 2022(Mon) 08:01
Unread 新着お知らせ	システム管理者(情報システム担当)	Jun 04, 2022(Sat) 08:00
Unread		Jun 02, 2022(Thu) 15:52
Unread 教務の受講期限が送付されています。	システム管理者(情報システム担当)	Jun 01, 2022(Wed) 08:01
Unread 新着お知らせ	システム管理者(情報システム担当)	Jun 01, 2022(Wed) 08:00
Unread 【重要】第7回授業 (6/1) のお知らせ		May 31, 2022(Tue) 18:45
Unread 教務の受講期限が送付されています。	システム管理者(情報システム担当)	May 31, 2022(Tue) 08:01
Unread 8回のパワーポイントデータ		May 30, 2022(Mon) 09:48
Unread 教務の受講期限が送付されています。	システム管理者(情報システム担当)	May 30, 2022(Mon) 08:02
		May 27, 2022(Fri) 15:40
Unread 教務の受講期限が送付されています。	システム管理者(情報システム担当)	May 25, 2022(Wed) 08:01

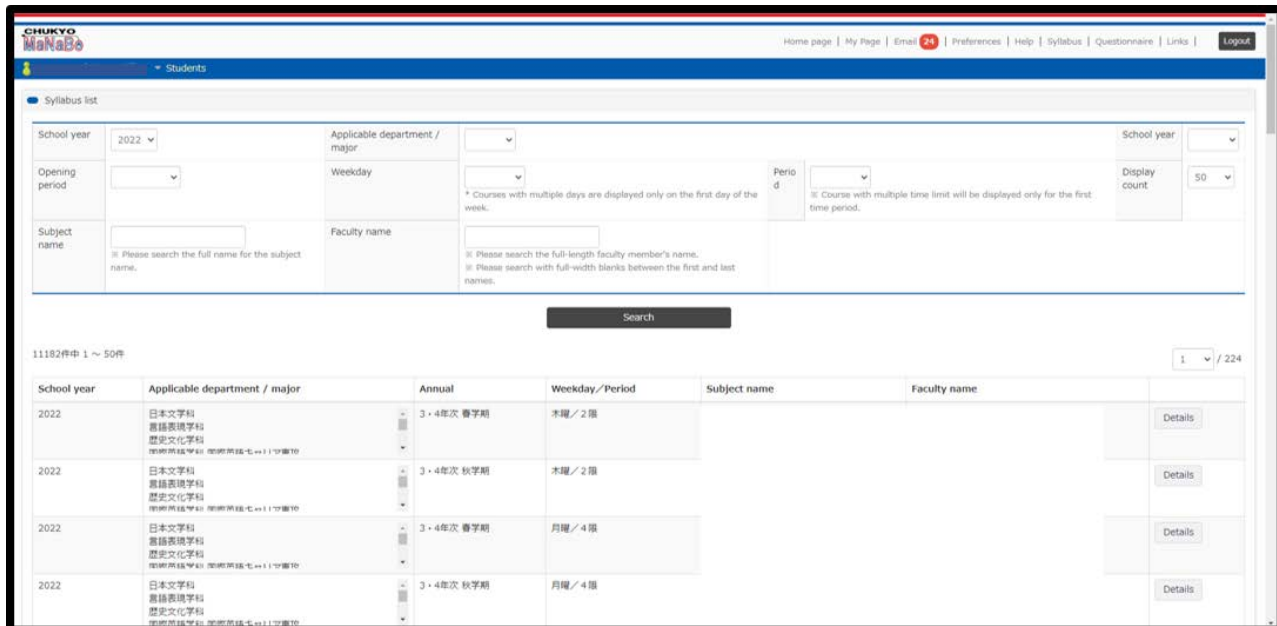
5. Help page

On the “Help page”, you can check in detail about how to use MaNaBo. If you want to know more about Syllabus, Questionnaires, and Teaching Profession Support, all of them are available from “Addon”.



6.Syllabus

On the “Syllabus” page, you can check the outline of each class. You must check syllabus before you register the classes through ALBO.



7.Attendance Confirmation

When your teachers take attendance during the classes through MaNaBo, please open the class page. Then, this screen is appearing on this page. Please type the attendance code told from your teachers and click the blue bottom.

出欠カード

出席を受付中です

先生に指示されたコードを入力して出席ボタンをクリックしてください

Input the Code

出席

8.How to take Quiz & Exam

This screen is “Directory”. You can open this page by clicking the subject names on time table of the “Home Page”(1). Like this, homeworks of the classes are indicated. Select the homeworks and click “Start course ware”.

CHUKYO MaNaBo

Home page | My Page | Email | Preferences | Help | Syllabus | Questionnaire | Links | Logout

Students

Grade | Attendance table | Send mail to teacher

Top page

Directory

English (Subject Name)

- 第1回 Orientation
- 第2回 Music
- 第3回 Music
- 第4回 Textbook Unit 1: I've been running
- 第5回 Textbook Unit 1: I've been running
- 第6回 Textbook Unit 2: I wonder what it's about
- 第7回 Textbook Unit 2: I wonder what it's about
- 第8回 Textbook Unit 3: it was painted by a street artist
- 第9回 Textbook Unit 3: it was painted by a street artist
- 第10回 Textbook Unit 5: Gotta have it!
- 第11回 Textbook Unit 5: Gotta have it!
- 第12回 Fiction
- 第13回 Fiction
- 第14回 Fiction
- 第15回 Course summary and test

Links

- JapanKnowledge Lib
- 環境チェック

Message

PLEASE NOTE: THIS IS AN ONLINE COURSE

Music - Planning

Item	Music
Content	Talking about different kinds of music

第2回 Music - Courseware list

Click the class you wish to join All

Please do not use the “← (Back)” and “→ (Forward)” buttons on your web browser during the course.
Please do not open more than one tab or browser at a time.
Do not take the course from more than one device (PC or smartphone) at the same time.
The results may not be sent correctly.

Courseware title

- (Private)
Public time: Oct 04(Tue) 18:00 ~ Oct 05(Wed) 16:25
- Homework: 3 Music Genre Exercises
Accessible dates (blank means “at any time”): Oct 05(Wed) 16:20 ~ Oct 11(Tue) 23:55
- Homework: Making Responses Exercise
Accessible dates (blank means “at any time”): Oct 05(Wed) 16:20 ~ Oct 11(Tue) 23:55
- HOMEWORK TO SUBMIT: (Due October 11th)
Accessible dates (blank means “at any time”): Oct 05(Wed) 16:20 ~ Oct 11(Tue) 23:55

Please find here your homework to submit. Please submit your recording here.

Start courseware

【Example】

<Quiz>

Choose the correct answers and submit the quiz. Don't forget to check whether the quiz contains more than two pages or not.

民事手続法 第5回 クイズ

1 Exam Sentence

1
 2
 3
 4
 5

(5点)

受講期限 10月26日(水) 23:59

次ページへ進む

Next Page

<Paper test>

This is the form of paper test which is conducted online. Read the instructions from your teachers and submit your paper through comments or files. Please follow your teacher's instructions. This form is just the example. Different type is, for example, recording tests, cloze tests, and collection of questions. Please confirm which type your teachers require you to take.

HOMEWORK TO SUBMIT: クラスへ戻る

レポート提出について

レポートへの指示

Hello!

I hope you enjoyed today's lesson.

Please find here, your homework to submit. Please submit your recording here.

Anyway, please complete the attached Word document

Please bring this to next week's lesson, with some note paper. Please submit this after the next lesson.

Well, have a good week! Stephen

添付ファイル

Homework Week 4.pdf

.docx

提出ボックス

コメント

0文字

提出ファイル

ファイルアップロード Files

1個までアップロードできます

レポートを提出する

Submit

© 2022 VERSION2 Inc.